






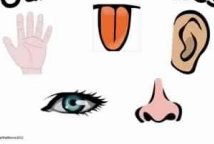









**ITL CANDYFLOSS
PRE PRIMARY
ACTIVITY ROSTER MAY-JUNE (SESSION 2019-20)**

MONDAY	TUESDAY	WEDNESDAY	THURSDAY	FRIDAY	SATURDAY	SUNDAY
<p>20.05.19</p> <p>*Start your day with a prayer by following the link given below: https://www.youtube.com/watch?v=Ju38Sdc2cSg&feature=youtu.be</p> <p>*GO FOR A NATURE WALK Look at different types of trees, birds and flowers. Make a nature collage on an A4 size pastel sheet.</p> 	<p>21.05.19</p> <p>BE KIND TO ANIMALS Keep a bowl of water outside your house for stray dogs.</p>  <p>Activity Sheets – (Pgs-27, 28)</p>	<p>22.05.19</p> <p>Draw any three aquatic animals on an A4 size white pastel sheet and color them.</p> 	<p>23.05.19</p> <p>Build your vocabulary with summer word jar:- Ask mom to write any 10 words on small pieces of paper and put them in the vocabulary word jar. Choose any one word and say at least 2 lines about that word in front of the mirror. Do this activity on daily basis.</p> 	<p>24.05.19</p> <p>RUBBER BAND FLOWER Make a flower using 5 rubber bands and paste it on an A4 size pastel sheet. Draw leaves, roots and stem with crayons.</p> 	<p>25.05.19</p> <p>Read and enjoy the story *Jack and the Beanstalk.</p>  <p>Discuss its moral with your family members.</p> <p>Activity Sheets – (Pgs-19, 22)</p>	<p>26.05.19</p> <p>LET'S MAKE A SANDWICH Do paste a picture of the sandwich you have made, on an A4 size pastel sheet.</p> 
<p>27.05.19</p> <p>Identify:- *5 things you see *4 things you feel *3 things you hear *2 things you smell & *1 thing you taste Paste their pictures on an A4 size pastel sheet.</p> <p>Our Five Senses</p>  <p>Activity Sheet – (Pg-8)</p>	<p>28.05.19</p> <p>TINY THUMB ART Explore your creativity by making different colorful animals with thumb impressions, on an A4 size pastel sheet.</p>  <p>Activity Sheet – (Pg-20)</p>	<p>29.05.19</p> <p>BE A SMART CHILD *Learn to write your name. *Memorize your home address and phone numbers too.</p>  <p>Activity Sheet – (Pg-51)</p>	<p>30.05.19</p> <p>Plant Mint and coriander in your garden and see how it grows.</p>  <p>Capture its growth at different intervals of days & make a record of its photographs on an A4 size pastel sheet. Activity Sheet – (Pg-9,52)</p>	<p>31.05.19</p> <p>Imbibe "Social Skills" in your child:- *Greeting with a smile. *Answering the phone calls. *Speaking politely *Sharing with peers. *Turn off lights, fans and taps when not in use.</p>  <p>Activity Sheet – (Pg-50)</p>	<p>01.06.19</p> <p>TIME TO MAKE STICK PUPPETS Make stick puppets using ice-cream sticks for the characters in the story that you read on 25.05.19. Use them to narrate the story, first to your family and then, to your friends, in school, after vacation.</p> 	<p>02.06.19</p> <p>TO DEVELOP 'FINE MOTOR SKILLS' Let your child indulge in the activities - *Mashing potatoes *Zipping and unzipping *Rolling chapattis *Opening/closing bottle caps, Tiffin lids etc. *Squeezing bath sponges.</p> 

03.06.19
Let your child draw & color a Rainbow on an A4 size white pastel sheet.
Name a fruit for each color.



Activity Sheet – (Pg-30)

04.06.19
Ask your family members to admire you for your strengths & to guide you on how to overcome your weaknesses so that you become a better human being.



On an A4 size pastel sheet, draw a family tree by pasting in it, the pictures of your family members.

Activity sheet – (Pg -3)

05.06.19
FLOWERS BY FORK & FINGER
Make flowers with 'Fork Printing' & their stems by moving your finger, on an A4 size pastel sheet, by following the link given below:
<https://www.youtube.com/watch?v=YseOZpSZAc&feature=youtu.be>



06.06.19
BEING ME
Look & admire yourself by standing in front of the mirror.
Draw two pictures of yourself, first when you are happy & second, when you are sad, on an A4 size pastel sheet.



Activity Sheet – (Pg -1)

07.06.19
SHOW & TELL ACTIVITY
Give your child his/her favorite toy & encourage him/her to speak few lines on it.



Show & Tell

08.06.19
Make an Umbrella with paper folding and ice cream stick.



09.06.19
Find 5 toys in your house and Donate to the underprivileged children.



10.06.19
BUTTERFLY
Cut 5 circles and 3 heart shapes from colorful papers. Paste it together to make beautiful butterflies



11.06.19
TODAY A READER, TOMORROW A LEADER
Make your child read the given sight words



**HE, SHE
NO, SO
HIS, HER**

12.06.19
Put some items on a tray. Ask your child to guess the items which are magnetic. Also check your child's guesses???



13.06.19
CLAY MOULDING IS A GREAT FUN
With the help of clay, create imaginary objects and using fevicol, paste them on a disposable plate.



14.06.19
Use 4 different colors to write your name 4 times in capital letters on an A4 size sheet. Also, write the number of letters in your name, at the bottom of the sheet.
















15.06.19
T.V TIME
Let's watch animal planet, discovery, and national geographic and learn about different animals. Remember to collect their pictures (any 5) to paste on an A4 size pastel sheet.



16.06.19
TIME TO CELEBRATE FATHER'S DAY
The greatest gift I ever had- Came from God, I call him

DAD
Using fabric colors print your hands on a plain white T-shirt of your father's size and gift it to him by wishing him 'Happy Father's Day'.



<p>17.06.19 Learn the sound of letters & follow the link given below : https://www.youtube.com/watch?v=R2frjzrC5Jg&feature=youtu.be</p> 	<p>18.06.19 SCAVENGER HUNT!!! Hide some items, and make clue cards to help your child find them.</p>  <p>Activity Sheet - (Pg-6)</p>	<p>19.06.19 Fill a small bag with beans or rice How long can you balance it on your head?</p>  <p>Activity Sheet - (Pg-66)</p>	<p>20.06.19 Draw any 4 objects using circles, triangles and squares on an A4 size pastel sheet.</p> 	<p>21.06.19 BUTTON TREE On an A4 size sheet, draw a tree with branches, with a brown crayon & paste colorful buttons for leaves.</p> 	<p>22.06.19 STORY TIME Read and enjoy the story : The elves and the Shoemaker. Activity Sheet - (Pgs-21, 23)</p> 	<p>23.06.19 Know more about Galaxies, Stars and planets Visit a Planetarium.</p> 
<p>24.06.19 Encourage your child to identify the numbers on : clock, vehicle number plates, laptops, keyboards, etc</p> 	<p>25.06.19 On an A3 size pastel sheet, make a beautiful and creative poster on any one of the seasons - *Summer season *Rainy season *Winter season The poster should consist of the following information -months, clothes, grocery etc.</p>  <p>Activity Sheet - (Pg -17)</p>	<p>26.06.19 TACTILE DAY Let's cut and paste pictures of 5 sensory organs we all use- Eyes, nose, ears, tongue, and hands.</p> 	<p>27.06.19 DOUGH ALPHABETS Make 6 of your favorite alphabets using 'Clay Dough' & using fevicol, paste them along with the cutouts of their related objects on a card board. Show it to your teacher & friends when you come to school after summer break.</p> 	<p>28.06.19 Make ice lollies with squash or fruit juice.</p> 	<p>29.06.19 TIME TO MAKE SOCK PUPPETS (USING OLD SOCKS) Make sock puppets using used and washed socks for the characters in the story that you read on 22.06.19. Use them to narrate the story to your friends, in school, after vacation.</p>	<p>30.06.19 Play with your mom, one of her favorite childhood games i.e. HOPSCOTCH & don't forget to record the beautiful memories on an A4 size pastel sheet.</p> 

IMPORTANT INFORMATION :

All activities done on A3/A4 size pastel sheets and the objects made with craft material to be submitted by Monday, 8th July 2019.